





Wood

Pre-Built

MATERIAL LIST				
# OF SECTIONS				
1	2	3	4	5

Roll-In Dock with Wood Top

-  PortSide Pre-Built Dock Section (Included)
-  Additional Building Materials (Required)

DESCRIPTION	PART NO.	QUANTITY OF PARTS				
		1	2	3	4	5
 <p>*Purchase Pipe Separately</p>	<p>PS 20055</p> <ul style="list-style-type: none"> • (1x) 4' x 10' Pre-Built Dock Section • (2x) Dock Wheel PS 1334 • (1x) Dock Axle Kit PS 1198 • (2x) Pipe Safety Caps FC 3558 • (4x) Commercial Grade Dock Connector Clip PS 1021 • (2x) Pipe Sleeve Bumper PS 1188 • (1x) Multi-Purpose Bumper PS 1352 • (1x) Resin Dock Cleat 8" PS 1191 • (2x) Commercial Grade Back Plate PS 1017 • (2x) Commercial Grade Pipe Straps FC 2019 					
 <p>Pipe 1-5/8" or 1-7/8" Diameter</p>	-	3	6	9	12	15